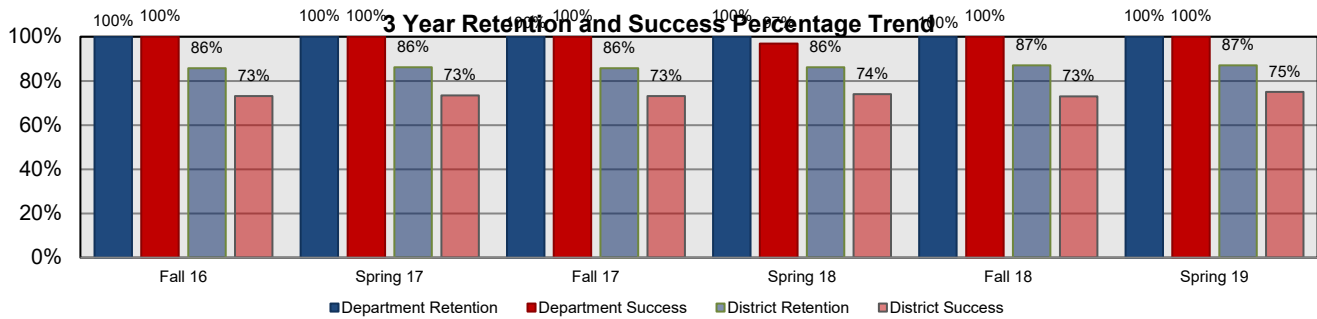
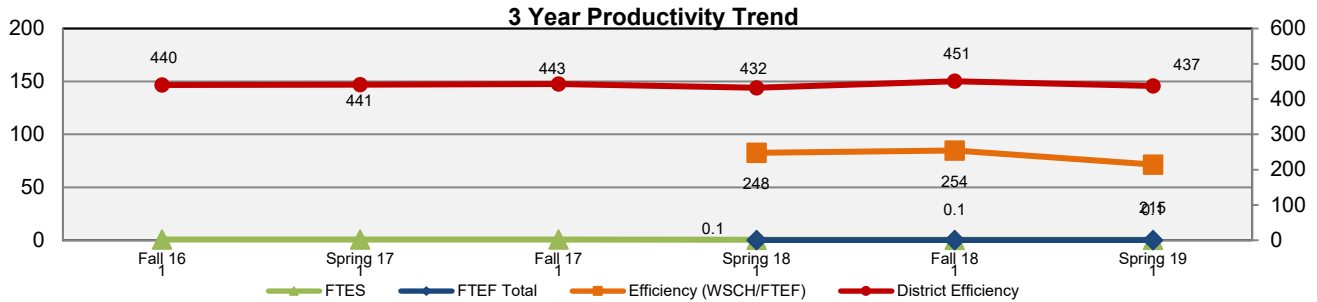


Learning Disabilities

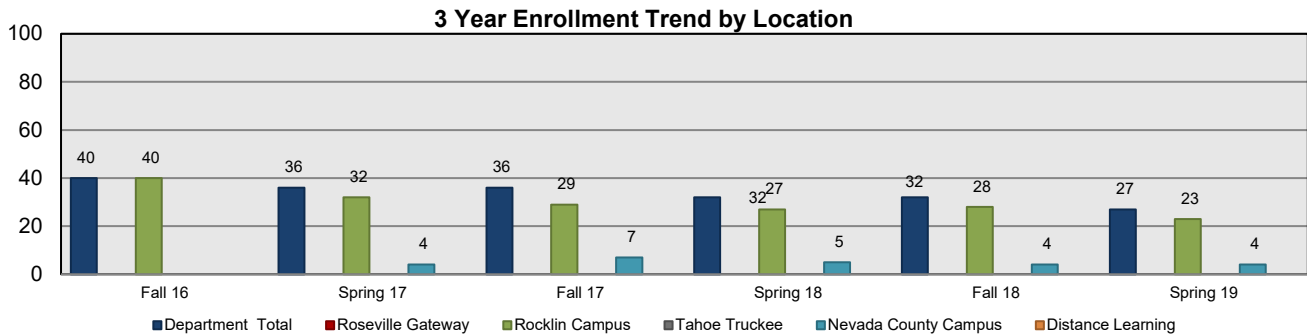
Student Services

LRDS	Fall 16	Spring 17	Fall 17	Spring 18	Fall 18	Spring 19	3 Yr Avg
FTES	1	1	1	1	1	1	1
FTEF Total				0.1	0.1	0.1	0.1
Efficiency (WSCH/FTEF)				248	254	215	239.1
Fill Rate	114.0%	80.0%	80.0%	71.0%	71.0%	60.0%	79.3%
AveSize	40.0	18.0	18.0	16.0	16.0	13.5	20.3
# of Sections	1	2	2	2	2	2	2
Department Retention	100%	100%	100%	100%	100%	100%	100%
Department Success	100%	100%	100%	97%	100%	100%	99%
Online Retention							#DIV/0!
Online Success							#DIV/0!

(28, 95,450 and 800 Courses)



Enrollment by Location	Fall 16	Spring 17	Fall 17	Spring 18	Fall 18	Spring 19	3 Yr Avg
Department Total	40	36	36	32	32	27	34
Roseville Gateway							#DIV/0!
Rocklin Campus	40	32	29	27	28	23	30
Tahoe Truckee							#DIV/0!
Nevada County Campus		4	7	5	4	4	5
Distance Learning							#DIV/0!



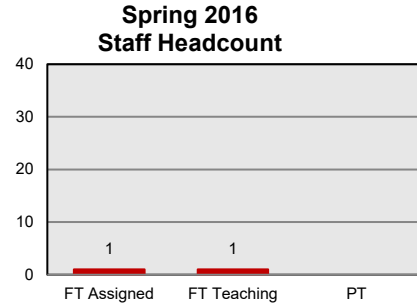
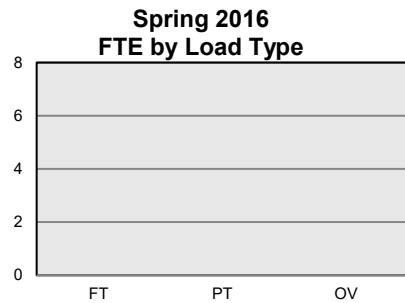
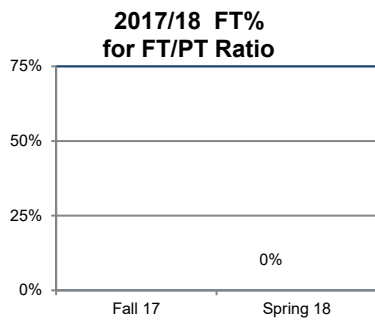
District Information	Fall 16	Spring 17	Fall 17	Spring 18	Fall 18	Spring 19	3 Yr Avg
District Enrollment	52,884	50,350	52,980	49,784	53,068	50,881	51,658
District Retention	86%	86%	86%	86%	87%	87%	86%
District Success	73%	73%	73%	74%	73%	75%	74%
District Efficiency	440	441	443	432	451	437	441
District Fill Rate	89.0%	88.0%	88.0%	85.0%	89.0%	87.0%	87.7%

Learning Disabilities

Student Services

Instructional FTEF by Load Type	Fall 14	Spring 15	Fall 15	Spring 16	Fall 16	Spring 17	3 Yr Avg
FT	1.00	1.00					1.00
PT	1.41	1.41					1.41
OV	0.00	0.00					0.00
Total FTEF	2.41	2.41	0.00	0.00	0.00	0.00	2.41

FT/PT Ratio (FT%)	Fall 15	Spring 16	Fall 16	Spring 17	Fall 17	Spring 18	3 Yr Avg
Dept						0%	0%
Rocklin						0%	0%
NCC						0%	0%
RC							#DIV/0!
TT							#DIV/0!
DL							#DIV/0!



Staff Headcount	Fall 14	Spring 15	Fall 15	Spring 16	Fall 16	Spring 17	3 Yr Avg
FT Assigned	1	1	1	1	1	1	1.00
FT Teaching	1	1	1	1	1	1	1.00
PT	4	4					4.00

Majors	Fall 16	Spring 17	Fall 17	Spring 18	Fall 18	Spring 19	3 Yr Avg
							#DIV/0!
							#DIV/0!
							#DIV/0!
							#DIV/0!
							#DIV/0!
							#DIV/0!

Awards	2016-17	2017-18	2018-19	3 Yr Avg
AA				#DIV/0!
AS				#DIV/0!
AA-T				#DIV/0!
AS-T				#DIV/0!
Certificate				#DIV/0!
Total	0	0	0	0.00

Course Outcomes	# of Active Courses	# Courses Assessed	# Active Learning Outcomes	Outcomes Assessed
	1	1	3	8
Program Outcomes	# of Program Outcomes	Outcomes Assessed		
Curriculum Currency SP 16				

Active Course = Taught during the previous 3 years
 Active Learning Outcomes = Active Course outcomes
 Course Assessed = Course assessed and SAA submitted during the previous 3 years
 Outcomes Assessed = Outcomes assessed during the previous 3 yrs
 Program Outcomes = Active Program Level Outcomes

Learning Disabilities

Student Services

Retention/Success by Ethnicity	Fall 14		Spring 15		Fall 15		Spring 16		Fall 16		Spring 17		3 Yr Avg
	Enr.	%	Enr.	%	Enr.	%	Enr.	%	Enr.	%	Enr.	%	
African American Ret.													#DIV/0!
African American Succ.													#DIV/0!
Amer Indian/Alaskan Nat Ret.													#DIV/0!
Amer Indian/Alaskan Nat Succ.													#DIV/0!
Asian Ret.													#DIV/0!
Asian Succ.													#DIV/0!
Filipino Ret.													#DIV/0!
Filipino Succ.													#DIV/0!
Hispanic/Latino Ret.													#DIV/0!
Hispanic/Latino Succ.													#DIV/0!
Pacific Islander Ret.													#DIV/0!
Pacific Islander Succ.													#DIV/0!
Other/Multi-Ethnic Ret.													#DIV/0!
Other/Multi-Ethnic Succ.													#DIV/0!
Unknown/Declined Ret.													#DIV/0!
Unknown/Declined Succ.													#DIV/0!
White Ret.													#DIV/0!
White Succ.													#DIV/0!
Disparate Threshold (Succ.)		0%		0%		0%		0%		0%		0%	0%

Retention/Success by Equity Pop.	Fall 14		Spring 15		Fall 15		Spring 16		Fall 16		Spring 17		3 Yr Avg
	Enr.	%	Enr.	%	Enr.	%	Enr.	%	Enr.	%	Enr.	%	
Students with Disabilities Ret.													#DIV/0!
Students with Disabilities Succ.													#DIV/0!
Foster Youth Ret.													#DIV/0!
Foster Youth Succ.													#DIV/0!
Low Income Ret.*													#DIV/0!
Low Income Succ.*													#DIV/0!
Veteran Ret.													#DIV/0!
Veteran Succ.													#DIV/0!
Female Ret.													#DIV/0!
Female Succ.													#DIV/0!
Male Ret.													#DIV/0!
Male Succ.													#DIV/0!
Other/Non-Disclosed Gender Ret.													#DIV/0!
Other/Non-Disclosed Gender Succ.													#DIV/0!

