

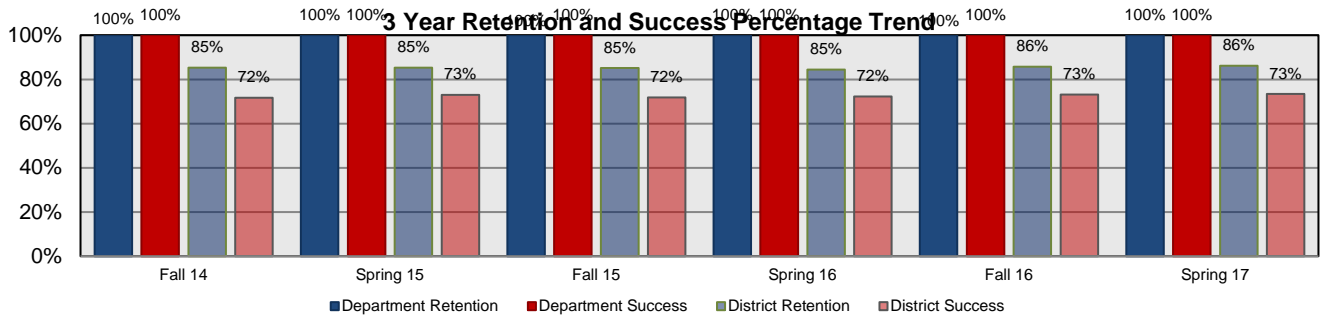
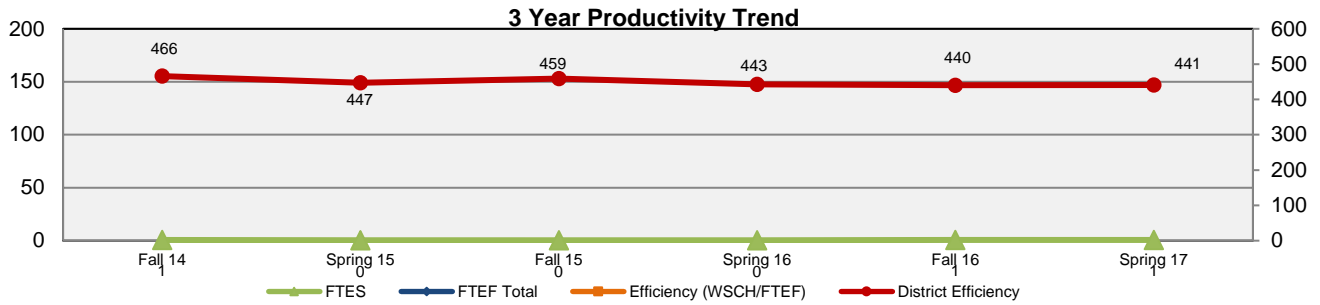
Learning Disabilities

Student Services

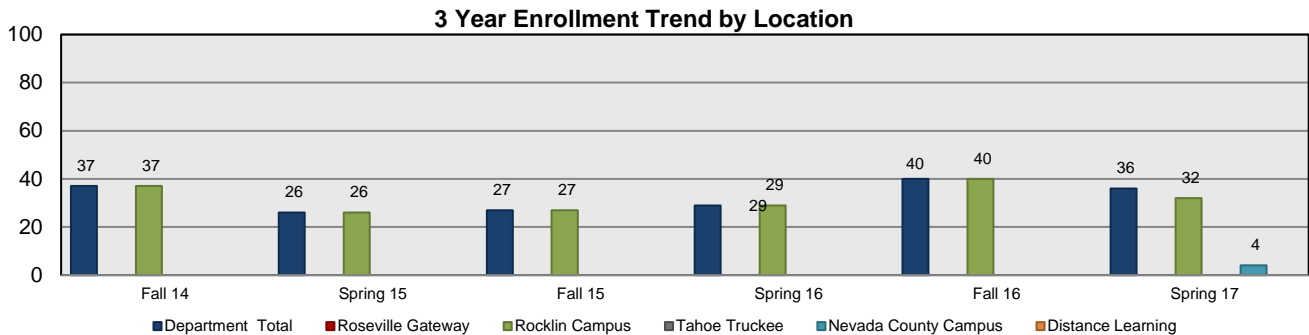
LRDS	Fall 14	Spring 15	Fall 15	Spring 16	Fall 16	Spring 17	3 Yr Avg
FTES	1	0	0	0	1	1	1
FTEF Total							#DIV/0!
Efficiency (WSCH/FTEF)							#DIV/0!
Fill Rate	106.0%	74.0%	77.1%	82.9%	114.0%	80.0%	89.0%
AveSize	37.0	26.0	27.0	29.0	40.0	18.0	29.5
# of Sections	1	1	1	1	1	2	1
Department Retention	100%	100%	100%	100%	100%	100%	100%
Department Success	100%	100%	100%	100%	100%	100%	100%
Online Retention							#DIV/0!
Online Success							#DIV/0!

(28, 95,450 and 800 Courses)

0 0 0 0



Enrollment by Location	Fall 14	Spring 15	Fall 15	Spring 16	Fall 16	Spring 17	3 Yr Avg
Department Total	37	26	27	29	40	36	33
Roseville Gateway							#DIV/0!
Rocklin Campus	37	26	27	29	40	32	32
Tahoe Truckee							#DIV/0!
Nevada County Campus						4	4
Distance Learning							#DIV/0!



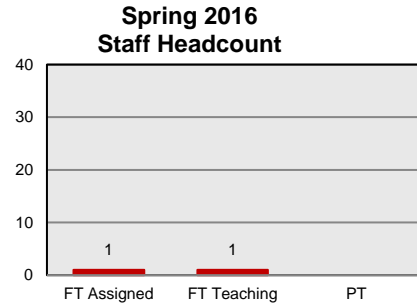
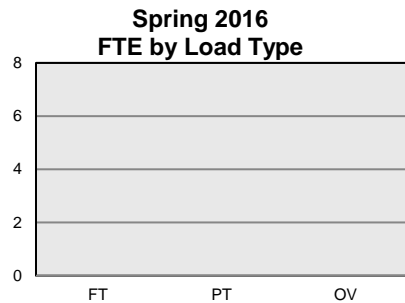
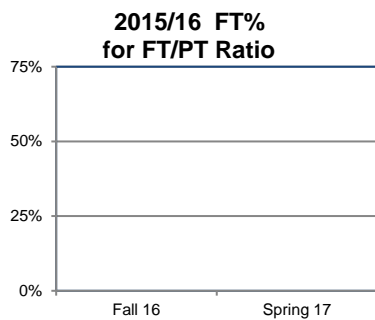
District Information	Fall 14	Spring 15	Fall 15	Spring 16	Fall 16	Spring 17	3 Yr Avg
District Enrollment	54,932	53,058	54,133	52,752	52,884	50,350	53,018
District Retention	85%	85%	85%	85%	86%	86%	85%
District Success	72%	73%	72%	72%	73%	73%	73%
District Efficiency	466	447	459	443	440	441	449
District Fill Rate	94.0%	91.0%	92.1%	89.4%	89.0%	88.0%	90.6%

Learning Disabilities

Student Services

Instructional FTEF by Load Type	Fall 14	Spring 15	Fall 15	Spring 16	Fall 16	Spring 17	3 Yr Avg
FT	1.00	1.00					1.00
PT	1.41	1.41					1.41
OV	0.00	0.00					0.00
Total FTEF	2.41	2.41	0.00	0.00	0.00	0.00	2.41

FT/PT Ratio (FT%)	Fall 14	Spring 15	Fall 15	Spring 16	Fall 16	Spring 17	3 Yr Avg
Dept	41%	41%					41%
Rocklin	41%	41%					41%
NCC							#DIV/0!
RG							#DIV/0!
TT							#DIV/0!
DL							#DIV/0!



Staff Headcount	Fall 14	Spring 15	Fall 15	Spring 16	Fall 16	Spring 17	3 Yr Avg
FT Assigned	1	1	1	1	1	1	1.00
FT Teaching	1	1	1	1	1	1	1.00
PT	4	4					4.00

Majors	Fall 14	Spring 15	Fall 15	Spring 16	Fall 16	Spring 17	3 Yr Avg
							#DIV/0!
							#DIV/0!
							#DIV/0!
							#DIV/0!
							#DIV/0!

Awards	2014-15	2015-16	2016-17	3 Yr Avg
AA				#DIV/0!
AS				#DIV/0!
AA-T				#DIV/0!
AS-T				#DIV/0!
Certificate				#DIV/0!
Total	0	0	0	0.00

Course Outcomes	# of Active Courses	# Courses Assessed	# Active Learning Outcomes	Outcomes Assessed
	1	1	3	8
Program Outcomes	# of Program Outcomes	Outcomes Assessed		
Curriculum Currency SP 16				

Active Course = Taught during the previous 3 years
 Active Learning Outcomes = Active Course outcomes
 Course Assessed = Course assessed and SAA submitted during the previous 3 years
 Outcomes Assessed = Outcomes assessed during the previous 3 yrs
 Program Outcomes = Active Program Level Outcomes

Learning Disabilities

Student Services

Retention/Success by Ethnicity	Fall 14		Spring 15		Fall 15		Spring 16		Fall 16		Spring 17		3 Yr Avg
	Enr.	%	Enr.	%	Enr.	%	Enr.	%	Enr.	%	Enr.	%	
African American Ret.													#DIV/0!
African American Succ.													#DIV/0!
Amer Indian/Alaskan Nat Ret.													#DIV/0!
Amer Indian/Alaskan Nat Succ.													#DIV/0!
Asian Ret.													#DIV/0!
Asian Succ.													#DIV/0!
Filipino Ret.													#DIV/0!
Filipino Succ.													#DIV/0!
Hispanic/Latino Ret.													#DIV/0!
Hispanic/Latino Succ.													#DIV/0!
Pacific Islander Ret.													#DIV/0!
Pacific Islander Succ.													#DIV/0!
Other/Multi-Ethnic Ret.													#DIV/0!
Other/Multi-Ethnic Succ.													#DIV/0!
Unknown/Declined Ret.													#DIV/0!
Unknown/Declined Succ.													#DIV/0!
White Ret.													#DIV/0!
White Succ.													#DIV/0!
Disparate Threshold (Succ.)		0%		0%		0%		0%		0%		0%	0%

Retention/Success by Equity Pop.	Fall 14		Spring 15		Fall 15		Spring 16		Fall 16		Spring 17		3 Yr Avg
	Enr.	%	Enr.	%	Enr.	%	Enr.	%	Enr.	%	Enr.	%	
Students with Disabilities Ret.													#DIV/0!
Students with Disabilities Succ.													#DIV/0!
Foster Youth Ret.													#DIV/0!
Foster Youth Succ.													#DIV/0!
Low Income Ret.*													#DIV/0!
Low Income Succ.*													#DIV/0!
Veteran Ret.													#DIV/0!
Veteran Succ.													#DIV/0!
Female Ret.													#DIV/0!
Female Succ.													#DIV/0!
Male Ret.													#DIV/0!
Male Succ.													#DIV/0!
Other/Non-Disclosed Gender Ret.													#DIV/0!
Other/Non-Disclosed Gender Succ.													#DIV/0!

