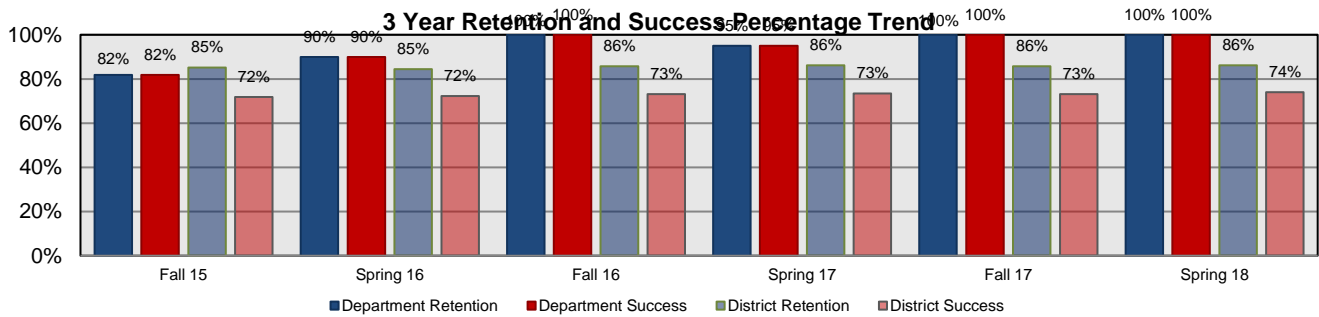
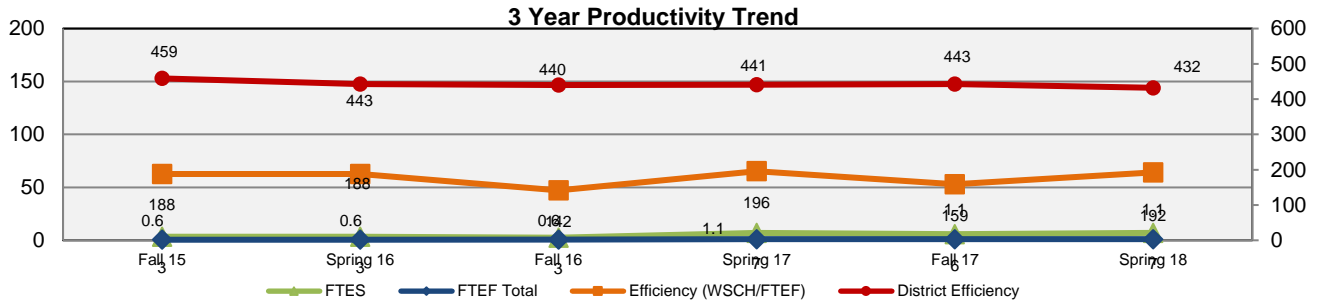


Nursing Assistant

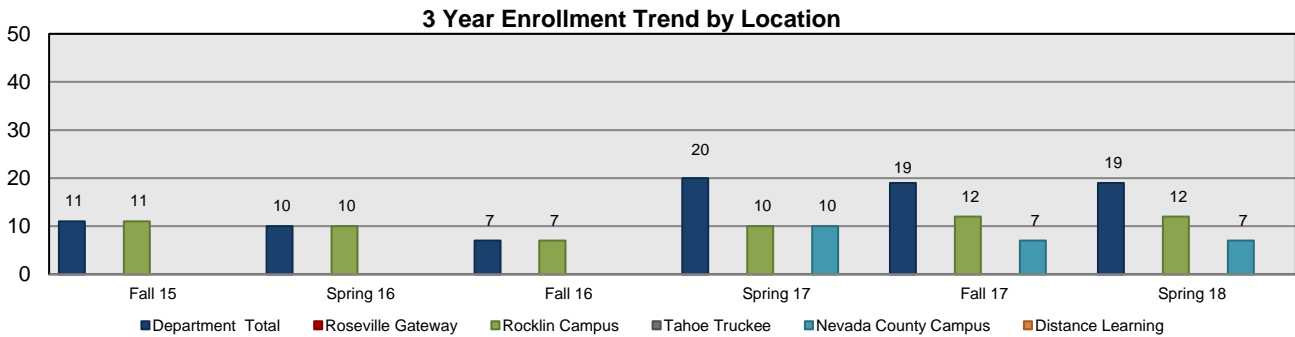
Science and Math

NRSA	Fall 15	Spring 16	Fall 16	Spring 17	Fall 17	Spring 18	3 Yr Avg
FTES	3	3	3	7	6	7	5
FTEF Total	0.6	0.6	0.6	1.1	1.1	1.1	0.8
Efficiency (WSCH/FTEF)	188	188	142	196	159	192	177.3
Fill Rate	91.7%	83.3%	58.0%	83.0%	79.0%	79.0%	79.0%
AveSize	11.0	10.0	7.0	10.0	9.5	9.5	9.5
# of Sections	1	1	1	2	2	2	2
Department Retention	82%	90%	100%	95%	100%	100%	94%
Department Success	82%	90%	100%	95%	100%	100%	94%
Online Retention							#DIV/0!
Online Success							#DIV/0!

(28, 95,450 and 800 Courses)



Enrollment by Location	Fall 15	Spring 16	Fall 16	Spring 17	Fall 17	Spring 18	3 Yr Avg
Department Total	11	10	7	20	19	19	14
Roseville Gateway							#DIV/0!
Rocklin Campus	11	10	7	10	12	12	10
Tahoe Truckee							#DIV/0!
Nevada County Campus				10	7	7	8
Distance Learning							#DIV/0!



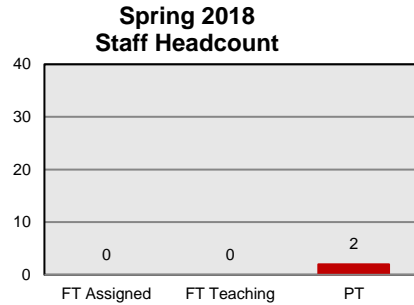
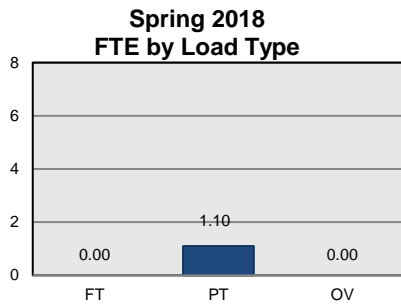
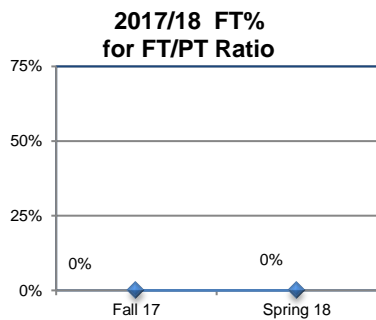
District Information	Fall 15	Spring 16	Fall 16	Spring 17	Fall 17	Spring 18	3 Yr Avg
District Enrollment	54,133	52,752	52,884	50,350	52,980	49,784	52,147
District Retention	85%	85%	86%	86%	86%	86%	86%
District Success	72%	72%	73%	73%	73%	74%	73%
District Efficiency	459	443	440	441	443	432	443
District Fill Rate	92.1%	89.4%	89.0%	88.0%	88.0%	85.0%	88.6%

Nursing Assistant

Science and Math

Instructional FTEF by Load Type	Fall 15	Spring 16	Fall 16	Spring 17	Fall 17	Spring 18	3 Yr Avg
FT					0.00	0.00	0.00
PT	0.55	0.55	0.55	1.10	1.10	1.10	0.83
OV					0.00	0.00	0.00
Total FTEF	0.55	0.55	0.55	1.10	1.10	1.10	0.83

FT/PT Ratio (FT%)	Fall 15	Spring 16	Fall 16	Spring 17	Fall 17	Spring 18	3 Yr Avg
Dept	0%	0%	0%	0%	0%	0%	0%
Rocklin	0%	0%	0%	0%	0%	0%	0%
NCC							#DIV/0!
RC							#DIV/0!
TT							#DIV/0!
DL							#DIV/0!



Staff Headcount	Fall 15	Spring 16	Fall 16	Spring 17	Fall 17	Spring 18	3 Yr Avg
FT Assigned			0	0	0	0	0.00
FT Teaching			0	0	0	0	0.00
PT			1	2	2	2	1.75

Majors	Fall 15	Spring 16	Fall 16	Spring 17	Fall 17	Spring 18	3 Yr Avg
							#DIV/0!
							#DIV/0!
							#DIV/0!
							#DIV/0!
							#DIV/0!
							#DIV/0!

Awards	2015-16	2016-17	2017-18	3 Yr Avg
AA				#DIV/0!
AS				#DIV/0!
AA-T				#DIV/0!
AS-T				#DIV/0!
Certificate				#DIV/0!
Total	0	0	0	0.00

Course Outcomes	# of Active Courses	# Courses Assessed	# Active Learning Outcomes	Outcomes Assessed
	1		9	
Program Outcomes	# of Program Outcomes	Outcomes Assessed		
Curriculum Currency SP 16				

Active Course = Taught during the previous 3 years
 Active Learning Outcomes = Active Course outcomes
 Course Assessed = Course assessed and SAA submitted during the previous 3 years
 Outcomes Assessed = Outcomes assessed during the previous 3 yrs
 Program Outcomes = Active Program Level Outcomes

Nursing Assistant

Science and Math

Retention/Success by Ethnicity	Fall 14		Spring 15		Fall 15		Spring 16		Fall 16		Spring 17		3 Yr Avg
	Enr.	%	Enr.	%	Enr.	%	Enr.	%	Enr.	%	Enr.	%	
African American Ret.													#DIV/0!
African American Succ.													#DIV/0!
Amer Indian/Alaskan Nat Ret.													#DIV/0!
Amer Indian/Alaskan Nat Succ.													#DIV/0!
Asian Ret.													#DIV/0!
Asian Succ.													#DIV/0!
Filipino Ret.													#DIV/0!
Filipino Succ.													#DIV/0!
Hispanic/Latino Ret.													#DIV/0!
Hispanic/Latino Succ.													#DIV/0!
Pacific Islander Ret.													#DIV/0!
Pacific Islander Succ.													#DIV/0!
Other/Multi-Ethnic Ret.													#DIV/0!
Other/Multi-Ethnic Succ.													#DIV/0!
Unknown/Declined Ret.													#DIV/0!
Unknown/Declined Succ.													#DIV/0!
White Ret.													#DIV/0!
White Succ.													#DIV/0!
Disparate Threshold (Succ.)		0%		0%		0%		0%		0%		0%	0%

Retention/Success by Equity Pop.	Fall 14		Spring 15		Fall 15		Spring 16		Fall 16		Spring 17		3 Yr Avg
	Enr.	%	Enr.	%	Enr.	%	Enr.	%	Enr.	%	Enr.	%	
Students with Disabilities Ret.													#DIV/0!
Students with Disabilities Succ.													#DIV/0!
Foster Youth Ret.													#DIV/0!
Foster Youth Succ.													#DIV/0!
Low Income Ret.*													#DIV/0!
Low Income Succ.*													#DIV/0!
Veteran Ret.													#DIV/0!
Veteran Succ.													#DIV/0!
Female Ret.													#DIV/0!
Female Succ.													#DIV/0!
Male Ret.													#DIV/0!
Male Succ.													#DIV/0!
Other/Non-Disclosed Gender Ret.													#DIV/0!
Other/Non-Disclosed Gender Succ.													#DIV/0!

